

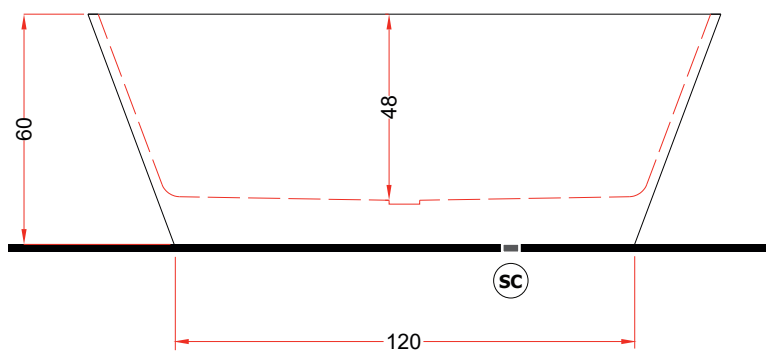
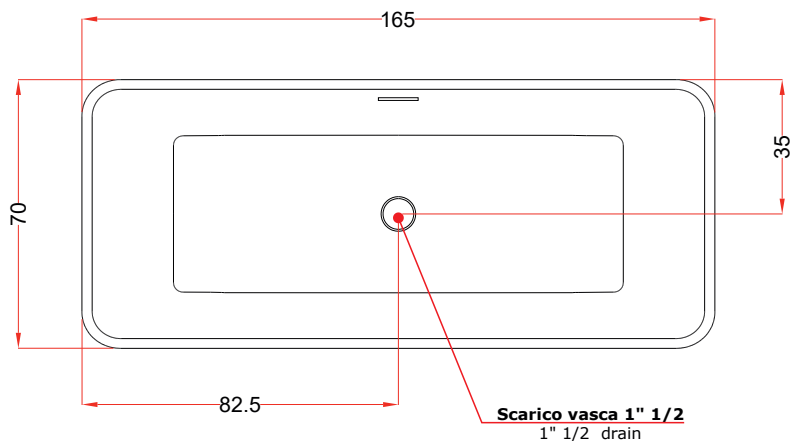
Dati tecnici Technical features

Max contenuto d'acqua Max water capacity	310 l
Peso a vuoto Dry weight	175 kg

Dati dimensionali Dimensional features

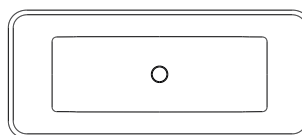
Volume d'imballo Packaging volume	0.9 m³
Peso spedizione Shipping weight	225 kg

Disegno tecnico / Technical drawing



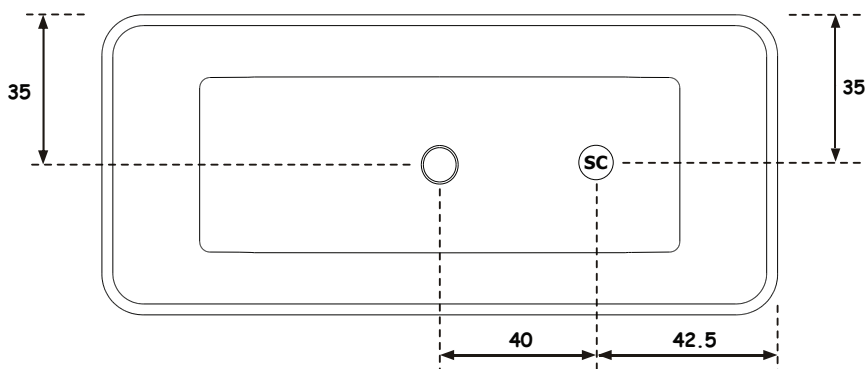
Scarico a terra consigliato **(SC)** Recommended grounded drain

Installazioni disponibili / Installations allowed



CENTRO STANZA

Installazione idraulica - Rubinetteria vasca / Hydraulic installation - Bathtub taps



Scarico a terra consigliato **SC** Recommended grounded drain

VISTA DA SOTTO - posizione piedini

